


# ROUTES OF EXPLORATION STUDY GUIDE

## MULTIPLE CHOICE

### CHAPTER 4

1. The age of Exploration began with a search for new trade routes to...
2. To study the past, an archaeologist specializes in learning from
3. "New World" was a name given to the Americas by...
4. Sailors used astrolabes to tell...
5. A compass works by the Earth's ...
6. Why did explorers plant flags?
7. What religious goal inspired many European explorers?
8. Which foods came from America?
9. What do farmers do with a cash crop?



### CHAPTER 5

10. Explorers hoped to find a Northwest Passage that would lead them...
11. Why did many American Indians die from contagious diseases?
12. Why did rulers of Spain want a shorter route to the East Indies?
13. How is a colony different from other places in which people settle?


## Social Studies Skills




A. Potatoes




B. Tobacco plant




C. Bible




D. Gold coin



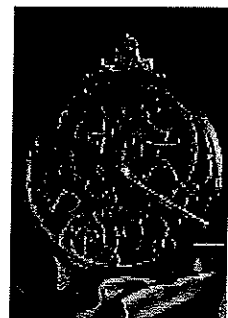
E. Flag



F. Map



G. Compass



H. Astrolabe

Brought to the Americas from Europe	Found in the Americas

### SHORT ANSWER

14. Classify the objects pictured above. Decide whether each object was either brought to the Americas from Europe or found in the Americas. Write the letter of each object in the correct part of the chart above.

## SHOW WHAT YOU KNOW

15. Select three objects you analyzed in this chapter. In the space below, follow these steps:

- Draw a simple sketch of each object.
- Label each drawing.
- Near each drawing, write one sentence explaining the use or purpose of the object.
- Write another sentence telling how the object influenced European exploration of the Americas.